

Silton Kombiform

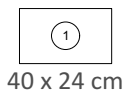
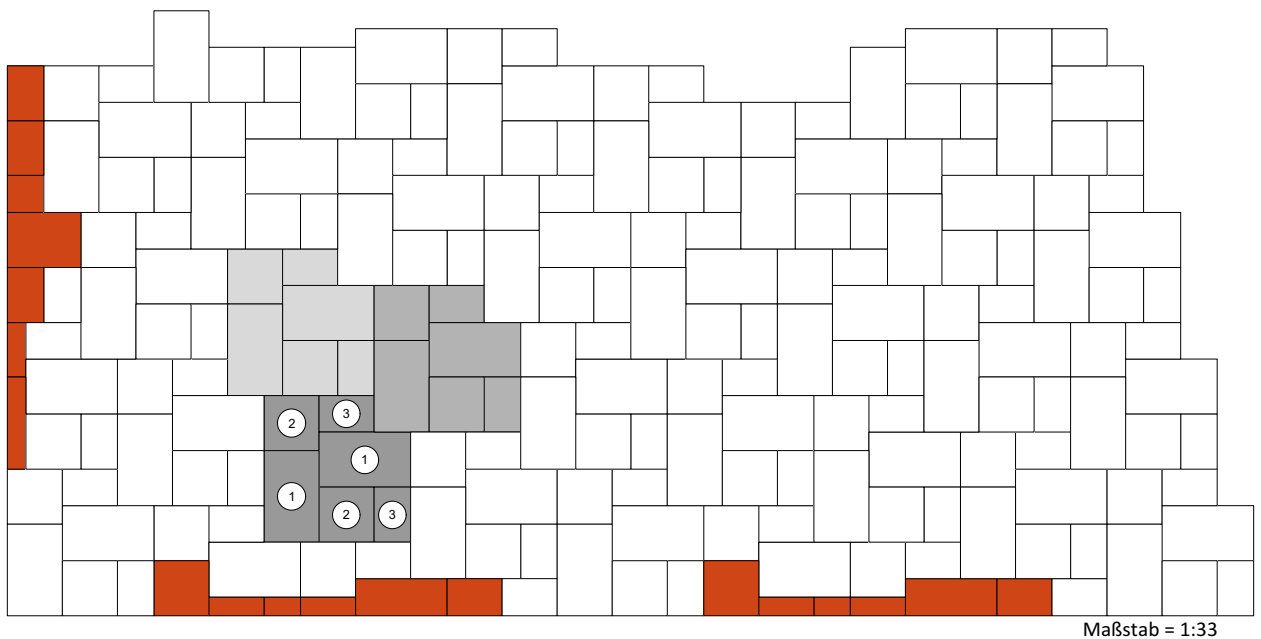
12 cm - 08



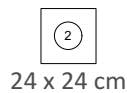
Den Anfang
macht ein guter Stein.

Verlegeart **wilder Verband**

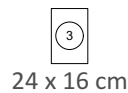
Produkt/System **Magnum Silton mit static Verschiebeschutz**



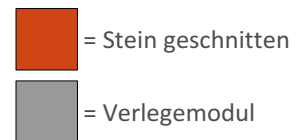
40 x 24 cm



24 x 24 cm

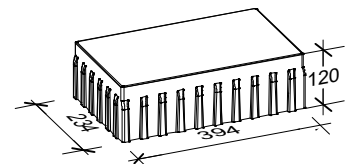
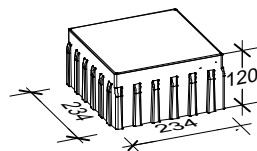
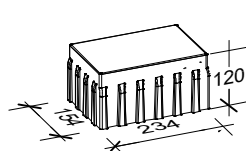


24 x 16 cm



Bedarf pro m ²	5,21 Steine 40 x 24 x 12 cm = 50%, 5,21 Steine 24 x 24 x 12 cm = 30%, 5,21 Steine 24 x 16 x 12 cm = 20%
Anfangsstein pro m	---
Rastermaß	40 x 24 x 12 cm, 24 x 24 x 12 cm, 24 x 16 x 12 cm
Besonderheit	1 Lage = 2 Verlegemodule, nur lagenweise erhältlich, Kreuzfugen vermeiden, Steinversatz im 4 cm Raster, Kombiform mit 3 Formaten

Steinmaß (in mm)



TIPP

Weitere Details zum Verlegen und Pflegen >>> www.rinn.net

Rinn Beton- und Naturstein · Info-Hotline Heuchelheim 0800 7466800